



District Report Card: 2017


State: Bihar	District: Bhojpur
Class: 5	Subject: Language
Schools: 61	Students: 1246


Participation/Coverage


Students

<div>GENDER</div> <div></div>	Boys		Girls	
	Number	%	Number	%
	568	45.59	678	54.41

<div>AREA</div> <div></div>	Rural		Urban	
	Number	%	Number	%
	1119	89.81	127	10.19

<div>CATEGORY</div> <div></div>	SC		ST		OBC		GEN	
	Number	%	Number	%	Number	%	Number	%
	200	16.05	14	1.12	839	67.34	193	15.49

<div>CWSN</div> <div></div>	LD	VI	HI	S&LD	ID	Oth
	0	1	0	0	6	0

<div>Management</div> <div></div>	Government		Government-aided	
	Number	%	Number	%
	1218	97.75	28	2.25

Average Performance of Students in Language (%)

Overall	Gender		Area		Management		Social Group			
	Male	Female	Rural	Urban	Govt.	Aided	SC	ST	OBC	GEN
52.54	51.21	53.65	51.59	60.84	52.02	75.00	50.33	60.48	52.55	54.16

Performance on Learning Outcomes (LOs)

Learning Outcomes	Description	Average Performance(%)
L504	Reads and comprehends independently storybooks, news items/ headlines, advertisements etc.	51.48
L508	Reads text with comprehension, locates details and sequence of events	53.07

Range of Performance of Students who Answered Correctly							
Below 30%		30% - 50%		50% - 75%		Above 75%	
Number	%	Number	%	Number	%	Number	%
219	17.58	367	29.45	451	36.20	209	16.77

Lowest Performing Learning Outcomes (LOs)

- 1 - Reads and comprehends independently storybooks, news items/ headlines, advertisements etc. (51.48)
- 2 - Reads text with comprehension, locates details and sequence of events (53.07)